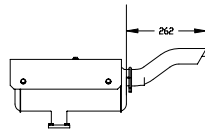
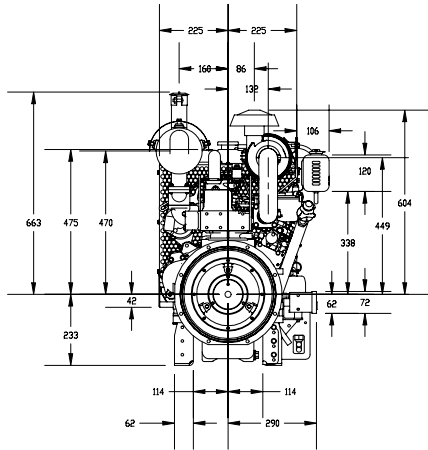
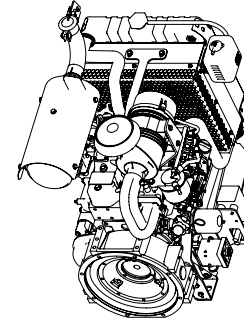
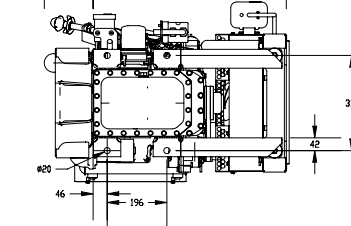
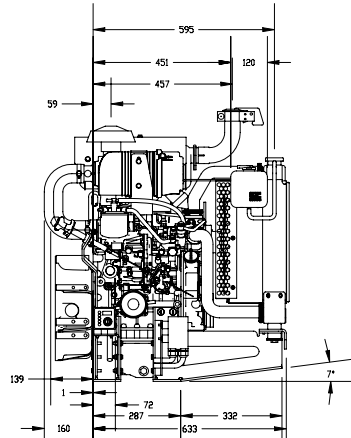
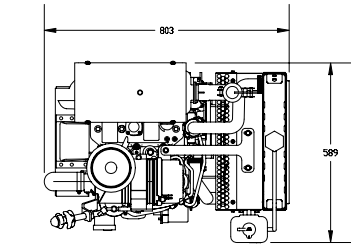
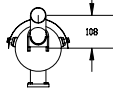


NOTES:

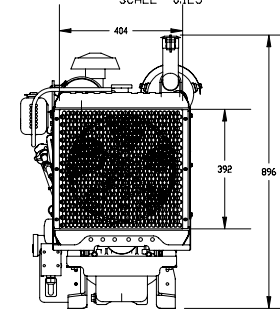
1. measurements are taken from the cylinder block rear and the crankshaft
2. dimensions for the upgraded control panel are larger than the panel in the model
3. the flywheel housing will be different based upon the spec design of the engine



SCALE 0.125



SCALE 0.125



CAREER

YANMAR CO., LTD.
YANMAR AMERICA CORP.

GMWAGER

SAWAGER SPECIALIST

CHECKED DESIGN/BRW

MODEL				
QTY				

PART NAME OUTLINE DRAWING

PART CODE 31NV82A-KIT